



Let's grow together

EPT12-EZX

Electric Pallet Truck 1.2t

- Slightly difference on cost, completely different experience, from hand pallet truck to EZX truck!
- Standard Lithium Ion battery, life time maintenance free.
- CAN-BUS system simplify operation/maintenance level.

EP EQUIPMENT CO.,LTD
www.ep-eq.eu



▣ FEATURE

■ Light service weight, decent capacity, suitable for anywhere a hand pallet truck could be used:

130kg Ultra-light service weight, 1200kg high rated capacity, come and go freely in small working space with 1390mm turning radius.

■ CAN-BUS system:

CAN-BUS system simplifies operation/maintenance level, improves system reliability.

■ Integrated design:

Innovative designed sealed hydraulic unit, low noise, easy maintenance.

■ Non-contact limit switch design:

New non-contact limit switch design improves the reliability.

■ Safety:

Convenient emergency stop switch, strong driving wheel cover, solid battery clip, ensure safety and reliability.

■ Battery:

4.7kg battery replacement, optional standby battery extend run time.

■ Integrated handle design:

New design of integral handle head, easy to access all control buttons.

■ Robust frame design:

New frame design, light service weight, high strength.


■ Innovative key switch design:

The key switch design is integrated with u-disk function.

■ Easy maintenance:

Maintenance free truck design for end users to trouble shooting and replace failure part by simple instruction, free labor cost.

SMART panel reflect operation and trouble shooting status.



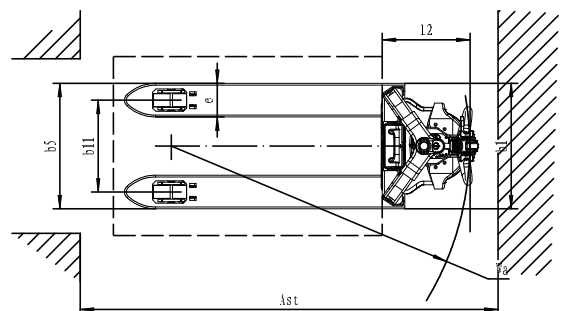
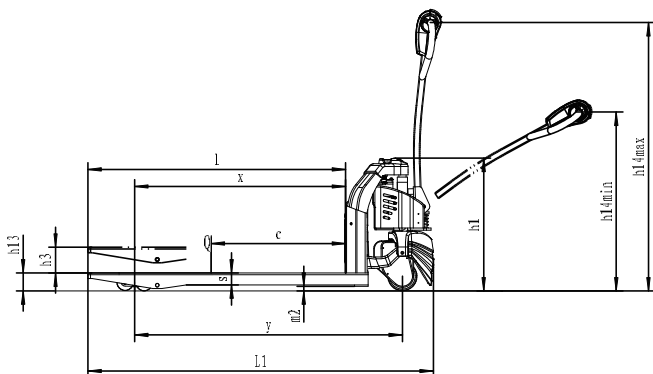
Electric Pallet Truck 1.2t

EPT12-EZX

Distinguishing mark	1.1	Manufacturer			EP
	1.2	Model designation			EPT12-EZX
	1.3	Drive			Electric
	1.4	Operator type			Pedestrian
	1.5	Load capacity	Q	kg	1200
	1.6	Load center distance	c	mm	600
	1.8	Load distance, centre of drive axle to fork	x	mm	950(880)
	1.9	Wheelbase	y	mm	1190(1120)
	Service weight	2.1	Service weight		kg
2.2		Axle loading, laden front/rear		kg	420/910
2.3		Axle loading, unladen front/rear		kg	110/20
Tyres/chassis	3.1	Tyre type			Polyurethane
	3.2.1	Tyre size, front		mm	Φ210x70
	3.3.1	Tyre size, rear		mm	Φ80x61(Φ74x88)
	3.4	Additional wheels (castor wheels)		mm	—
	3.5	Wheels, number front/rear (x=drive wheels)		mm	1x/4(1x/2)
	3.6.1	Tread width, front	b10	mm	—
	3.7.1	Tread width, rear	b11	mm	410/(535)
	Dimensions	4.4	Lift height	h3	mm
4.9		Height of tiller handle in drive position min./max.	h14	mm	750/1190
4.15		Lowered height	h13	mm	80
4.19		Overall length	l1	mm	1540
4.20		Length to face of forks	l2	mm	390
4.21		Overall width	b1/b2	mm	560/685
4.22		Fork dimensions	s/e/l	mm	50x150x1150
4.25		Distance between fork-arms	b5	mm	560(685)
4.32		Ground clearance, center of wheelbase	m2	mm	27
4.34.1		Aisle width for pallets 1000×1200 crossways	Ast	mm	1640
4.34.2		Aisle width for pallets 800×1200 crossways	Ast	mm	1840
Performance data	4.35	Turning radius	Wa	mm	1390
	5.1	Travel speed, laden/unladen		km/h	4/4.5
	5.2	Lifting speed, laden/unladen		m/s	0.02/0.025
	5.3	Lowering speed, laden/unladen		m/s	0.09/0.05
	5.8	Max. gradeability, laden/unladen		%	4/10
	5.10	Service brake			Electromagnetic
Electric-engine	6.1	Drive motor rating S2 60 min		kW	0.65
	6.2	Lift motor rating at S3 15%		kW	0.5
	6.4	Battery voltage/nominal capacity		V/Ah	24/20
	6.5	Battery weight		kg	4.7
Addition data	8.1	Type of drive control			DC
	10.5	Steering design			Mechanical
	10.7	Sound pressure level at the driver's ear		dB(A)	<74

If there are improvements of technical parameters or configurations, no further notice will be given.
The diagram shown may contain non-standard configurations.

Electric Pallet Truck 1.2t



Option

No.	Optional items	EPT12-EZX
1.1	Fork dimension	●1150*560○800*560○900*560○1000*560○1070*560 ○1220*560○1500*560○800*685○900*685○1000*685 ○1070*685○1150*685○1220*685○1500*685
1.3	Fork lowered height	●80○60
1.4	Fork carriage width	○685○560
1.5	backrest height	○1220mm (48in) ○1520mm (60in)
2.1	Load wheel type	●Double○Single
2.2	Load wheel material	●PU
2.3	Drive wheel material	●PU○Trace PU
2.7	Battery capacity	●20AH
2.8	Charger	●24V-10A External○29.4V-4A External○24V-6A External
2.9	Battery indicator	●With time
2.14	Electrostatic chain	●Yes and can be customized
3.2	Cargo backrest	○according to dimensions
3.12	Buzzer	●Yes and can be customized
3.16	Vertical handler working	●Yes and can be customized
3.21	Electric scale	○Yes and can be customized
4.8	Drive assembly	●Yes and can be customized
Note: ●Standard ○ Optional - Inconformity		

WAELLER sp. z o.o. sp. k.

PL 83-034 Trąbki Wielkie, ul. Towarowa 1 • PL 80-457 Gdańsk, ul. Powstańców Wielkopolskich 11

Tel. (+48) 58 683 01 53, 58 691 27 15, 784 046 763, 601 642 339

biuro@ep-eq.pl • www.ep-eq.pl