



# ES16-16RAS ES20-20RAS

Electric Stacker 1.6/2.0t

Great Option for Heavy Duty & High Stacking Tasks:  
High Strength Structure Suits High Racking Applications;  
Various Options Such As Foldable Platform, Protection Arm & Power Steering

**EP EQUIPMENT CO.,LTD**  
[www.ep-eq.eu](http://www.ep-eq.eu)



# FEATURE

## Performance

- The innovative AC system offers strong power, accurate control, excellent performance.
- High strength vertical gearbox, longer working life.
- Low-noise but durable hydraulic unit, good quality cylinder as well as hose ensure the high reliability of hydraulic system.
- AMP connector and durable electric wires greatly reduce malfunctions of components.
- H shape channel mast improves the strength of the whole truck.
- High strength chassis enhances the reliability and durability of the truck.
- Innovative Drive floating operation system(DFA) ensures the stability of the truck when steering at high speed.



## Safety

- Safe hydraulic system design prevents mast from falling down abruptly when hydraulic pipeline cuts off.
- Full speed will be only available when protection arms are up, low speed mode will be automatically on otherwise.
- Emergency reverse button protects the operator from getting hurt.
- Emergency disconnecter will cut off power source to avoid accident when truck goes out of control.
- Multiple lifting limit protection ensures safety.
- Automatic switch to lower speed when the fork reaches its setting height.
- Anti-rolling back brake keeps the truck from skidding down when truck is out of control or travelling on ramp.
- Dual-monitoring power steering.

## Operation

- With the new design of ergonomical tiller head, all buttons can be reached conveniently & comfortably.
- Foldable platform reduces vibration which makes operator feel more comfortable when driving.
- The unique suspension driving floating system(DFA) design makes operations easy and comfortable.
- When platform is folded, truck can work at low speed in smaller space.
- Ergonomical and durable protection arm guarantees easy operation, with innovative on/off design.
- Electric power steering, smooth & comfortable (EPS).
- Two-speed lowering offers better stability and accuracy of goods stacking.

## Maintenance

- AC traction motor, maintenance free.
- Hour meter and battery indicator remind the operator of battery charging.
- Easily remove the back cover by only loosening four bolts; Access to all key components for inspection, maintenance and replacement.
- Easy access for battery maintenance.
- Vertical motor makes the inspection & service much more convenient.
- Control system allows easy trouble-shooting.
- Mast and chassis are assembled together, easy for maintenance.
- Low voltage cut off setting protects batteries.

# Electric Stacker 1.6t

## ES16-16RAS

Distinguishing mark	1.1	Manufacturer			EP	EP
	1.2	Model designation			ES16-16RAS	ES16-16RAS (Li-Ion)
	1.3	Drive			Electric	Electric
	1.4	Operator type			Standing	Standing
	1.5	Load capacity	Q	kg	1600	1600
	1.6	Load center distance	c	mm	600	600
	1.8	Load distance, centre of drive axle to fork	x	mm	693	693
	1.9	Wheelbase	y	mm	1394	1394
	Service weight	2.1	Service weight		kg	1350
2.2		Axle loading, laden front/rear		kg	980/1970	970/1960
2.3		Axle loading, unladen front/rear		kg	950/400	940/390
Tyres/chassis	3.1	Tyre type			Polyurethane	Polyurethane
	3.2.1	Tyre size, front		mm	Φ230x75	Φ230x75
	3.3.1	Tyre size, rear		mm	Φ85x70	Φ85x70
	3.4	Additional wheels (castor wheels)		mm	Φ130x55	Φ130x55
	3.5	Wheels, number front/rear (x=drive wheels)		mm	1x +2/4	1x +2/4
	3.6.1	Tread width, front	b10	mm	634	634
	3.7.1	Tread width, rear	b11	mm	380	380
Dimensions	4.0	Max. Lift Height	H	mm	3000	3000
	4.2	Retracted mast height	h1	mm	2020	2020
	4.3	Free lift	h2	mm	100	100
	4.4	Lift height	h3	mm	2912	2912
	4.5	Height, mast extended	h4	mm	3465	3465
	4.6	Initial lift	h5	mm	—	—
	4.9	Height of tiller handle in drive position min./max.	h14	mm	1150/1480	1150/1480
	4.10	Height of wheel arms	h8	mm	—	—
	4.15	Lowered height	h13	mm	88	88
	4.19	Overall length	l1	mm	2035	2035
	4.20	Length to face of forks	l2	mm	885	885
	4.21	Overall width	b1/b2	mm	850	850
	4.22	Fork dimensions	s/e/l	mm	60x190x1150	60x190x1150
	4.24	Fork carriage width	b3	mm	—	—
	4.25	Distance between fork-arms	b5	mm	570	570
	4.26	Distance between wheel arms/loading surfaces	b4	mm	—	—
	Performance data	4.31	Ground clearance, laden, below mast	m1	mm	—
4.32		Ground clearance, center of wheelbase	m2	mm	28	28
4.34.1		Aisle width for pallets 1000×1200 crossways	Ast	mm	2610/2971	2610/2971
4.34.2		Aisle width for pallets 800×1200 crossways	Ast	mm	2580/2941	2580/2941
4.35		Turning radius	Wa	mm	1738/2099	1738/2099
5.1		Travel speed, laden/unladen		km/h	5.5/6.0	5.5/6.0
5.2		Lifting speed, laden/unladen		m/s	0.13/0.16	0.13/0.16
5.3		Lowering speed, laden/unladen		m/s	0.32/0.23	0.32/0.23
5.8		Max. gradeability, laden/unladen		%	8/16	8/16
5.10		Service brake			Electromagnetic	Electromagnetic
Electric-engine	6.1	Drive motor rating S2 60 min		kW	1.6	1.6
	6.2	Lift motor rating at S3 15%		kW	3.0	3.0
	6.4	Battery voltage/nominal capacity		V/Ah	24/280	24/205
	6.5	Battery weight		kg	240	70
Addition data	8.1	Type of drive control			AC	AC
	10.5	Steering design			Electronic	Electronic
	10.7	Sound pressure level at the driver's ear		dB(A)	74	74

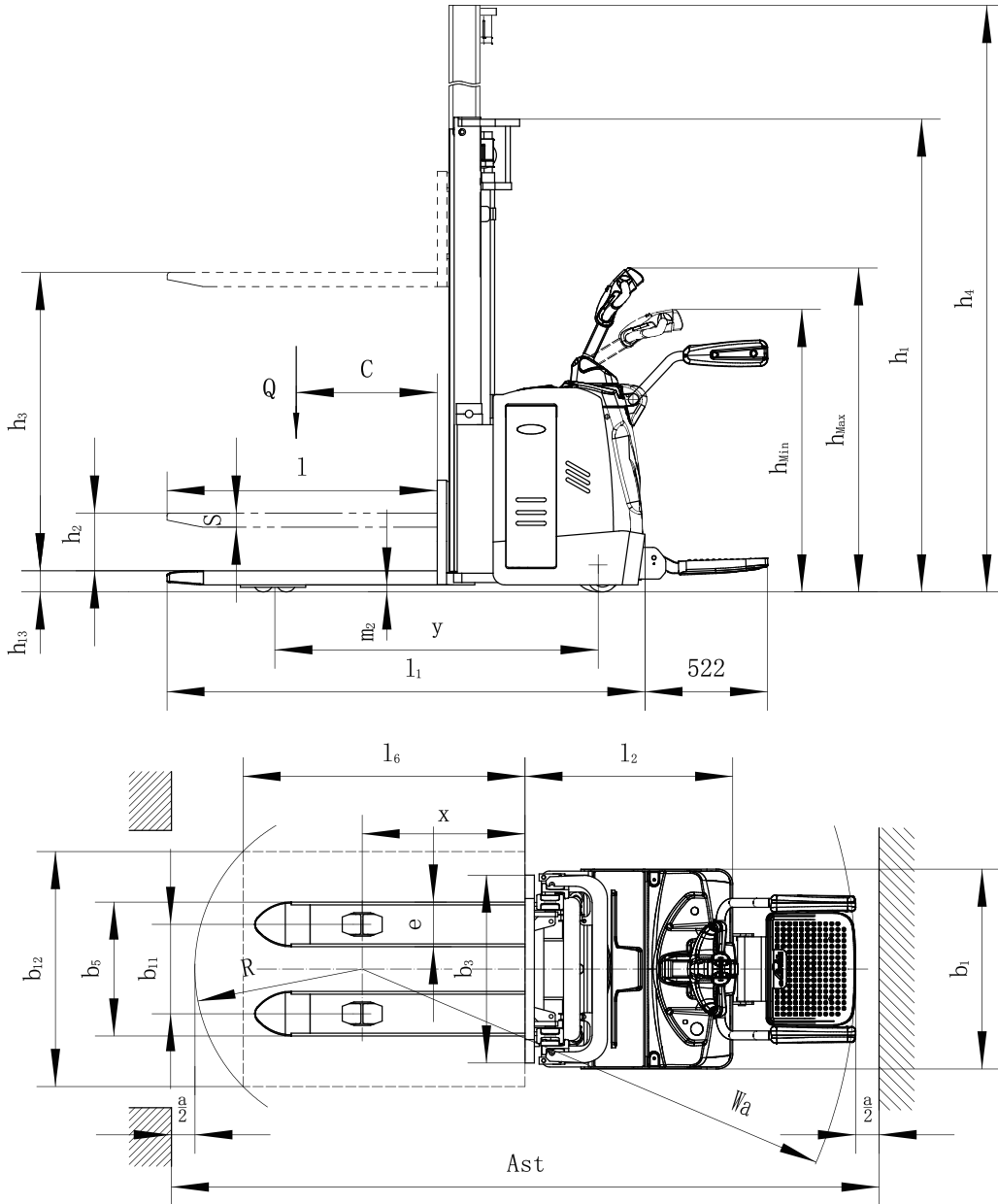
If there are improvements of technical parameters or configurations, no further notice will be given.  
The diagram shown may contain non-standard configurations.

# Electric Stacker 2.0t

## ES20-20RAS

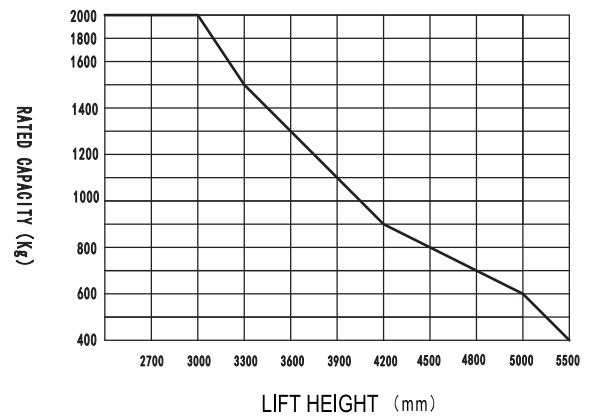
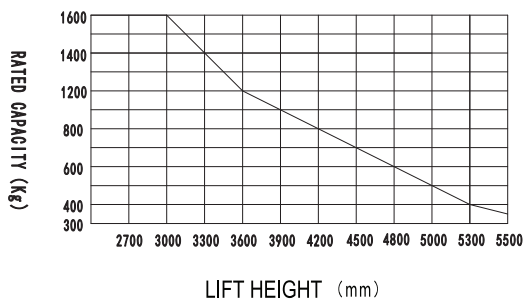
Distinguishing mark	1.1	Manufacturer			EP	EP
	1.2	Model designation			ES20-20RAS	ES20-20RAS (Li-Ion)
	1.3	Drive			Electric	Electric
	1.4	Operator type			Standing	Standing
	1.5	Load capacity	Q	kg	2000	2000
	1.6	Load center distance	c	mm	600	600
	1.8	Load distance, centre of drive axle to fork	x	mm	693	693
	1.9	Wheelbase	y	mm	1394	1394
	Service weight	2.1	Service weight		kg	1370
2.2		Axle loading, laden front/rear		kg	1110/2260	1100/2250
2.3		Axle loading, unladen front/rear		kg	960/410	950/400
Tyres/chassis	3.1	Tyre type			Polyurethane	Polyurethane
	3.2.1	Tyre size, front		mm	Φ230x75	Φ230x75
	3.3.1	Tyre size, rear		mm	Φ85x70	Φ85x70
	3.4	Additional wheels (castor wheels)		mm	Φ130x55	Φ130x55
	3.5	Wheels, number front/rear (x=drive wheels)		mm	1x +2/4	1x +2/4
	3.6.1	Tread width, front	b10	mm	634	634
	3.7.1	Tread width, rear	b11	mm	380	380
Dimensions	4.0	Max. Lift Height	H	mm	3000	3000
	4.2	Retracted mast height	h1	mm	2020	2020
	4.3	Free lift	h2	mm	100	100
	4.4	Lift height	h3	mm	2912	2912
	4.5	Height, mast extended	h4	mm	3465	3465
	4.6	Initial lift	h5	mm	—	—
	4.9	Height of tiller handle in drive position min./max.	h14	mm	1150/1480	1150/1480
	4.10	Height of wheel arms	h8	mm	—	—
	4.15	Lowered height	h13	mm	88	88
	4.19	Overall length	l1	mm	2035	2035
	4.20	Length to face of forks	l2	mm	885	885
	4.21	Overall width	b1/b2	mm	850	850
	4.22	Fork dimensions	s/e/l	mm	60x190x1150	60x190x1150
	4.24	Fork carriage width	b3	mm	—	—
	4.25	Distance between fork-arms	b5	mm	570	570
	4.26	Distance between wheel arms/loading surfaces	b4	mm	—	—
	Performance data	4.31	Ground clearance, laden, below mast	m1	mm	—
4.32		Ground clearance, center of wheelbase	m2	mm	28	28
4.34.1		Aisle width for pallets 1000×1200 crossways	Ast	mm	2610/2971	2610/2971
4.34.2		Aisle width for pallets 800×1200 crossways	Ast	mm	2580/2941	2580/2941
4.35		Turning radius	Wa	mm	1738/2099	1738/2099
5.1		Travel speed, laden/unladen		km/h	5.5/6.0	5.5/6.0
5.2		Lifting speed, laden/unladen		m/s	0.13/0.16	0.13/0.16
5.3		Lowering speed, laden/unladen		m/s	0.32/0.23	0.32/0.23
5.8		Max. gradeability, laden/unladen		%	8/16	8/16
5.10		Service brake			Electromagnetic	Electromagnetic
Electric-engine	6.1	Drive motor rating S2 60 min		kW	1.6	1.6
	6.2	Lift motor rating at S3 15%		kW	3.0	3.0
	6.4	Battery voltage/nominal capacity		V/Ah	24/280	24/205
	6.5	Battery weight		kg	240	70
	Addition data	8.1	Type of drive control			AC
10.5		Steering design			Electronic	Electronic
10.7		Sound pressure level at the driver's ear		dB(A)	74	74

If there are improvements of technical parameters or configurations, no further notice will be given.  
The diagram shown may contain non-standard configurations.



RATED CAPACITIES GRAPH

RATED CAPACITIES GRAPH



## Mast Option

Mast types	Lift height h3+h13(mm)	Height, mast lowered h1(mm)	Free lift h2(mm)	Height, mast extended h4(mm)
2-Standard Mast	2500	1770	100	2965
	2700	1870	100	3165
	3000	2020	100	3465
	3300	2170	100	3765
	3600	2320	100	4065
	3900	2470	100	4365
2-Free Mast	4170	2600	100	4625
	2700	1819	1320	3135
	3000	1969	1470	3435
3-Free Mast	3300	2119	1620	3735
	4000	1822	1390	4460
	4500	2022	1590	4960
	4800	2122	1690	5260
	5000	2187	1740	5460
	5500	2352	1910	5910
	5800	2452	2010	6260

## Option

No.	Optional items	ES16-16RAS
1.1	Fork dimension	●570*1150○570*1220○685*1150○685*1220
1.2	Fork lowered height	●88
2.1	Load wheel type	●Double
2.2	Load wheel material	●PU
2.3	Drive wheel material	●PU
2.7	Battery capacity	●210Ah○280Ah○360Ah○205Ah(Li-ion)
2.8	Charger	●24V-30A External (Lead-acid) ○24V-50A External (Lead-acid) ○24V-50A External (Li-ion) ○24V-100A External (Li-ion)
2.9	Battery indicator	●With time (Bluetooth)
3.2	Castor wheels	●Yes and not customized
3.3	Water auto-filling system	●No○Yes and not customized(only for Lead-acid battery)
3.10	Rearview mirror	●No○Yes and not customized(only for Lead-acid battery)
3.22	Telematics	●No○Yes and not customized(only for Li-ion battery)
3.23	Side supports	●Yes and not customized
4.1	Battery side pull function	●Yes and not customized
4.2	Cold storage	●No○Yes and not customized
4.5	Proportional lift system	●No○Yes and not customized
4.7	Overhead guard	●No○Yes and not customized
5.1	Battery side pull attachment	●No○Side-pull trolley

Note: ●Standard ○ Optional - Inconformity

No.	Optional items	ES20-20RAS
1.1	Fork dimension	●570*1150○570*1220○685*1150○685*1220
1.2	Fork lowered height	●88
2.1	Load wheel type	●Double
2.2	Load wheel material	●PU
2.3	Drive wheel material	●PU
2.7	Battery capacity	●280Ah○360Ah○205Ah(Li-ion)
2.8	Charger	●24V-30A External (Lead-acid) ○24V-50A External (Lead-acid) ○24V-50A External (Li-ion) ○24V-100A External (Li-ion)
2.9	Battery indicator	●With time (Bluetooth)
3.2	Castor wheels	●Yes and not customized
3.3	Water auto-filling system	●No○Yes and not customized(only for Lead-acid battery)
3.10	Rearview mirror	●No○Yes and not customized
3.22	Telematics	●No○Yes and not customized(only for Li-ion battery)
3.23	Side supports	●Yes and not customized
4.1	Battery side pull function	●Yes and not customized
4.2	Cold storage	●No○Yes and not customized
4.5	Proportional lift system	●No○Yes and not customized
4.7	Overhead guard	●No○Yes and not customized
5.1	Battery side pull attachment	●No○Side-pull trolley
Note: ●Standard ○ Optional - Inconformity		

**WAELLER sp. z o.o. sp. k.**

PL 83-034 Trąbki Wielkie, ul. Towarowa 1 • PL 80-457 Gdańsk, ul. Powstańców Wielkopolskich 11

Tel. (+48) 58 683 01 53, 58 691 27 15, 784 046 763, 601 642 339

biuro@ep-eq.pl • www.ep-eq.pl